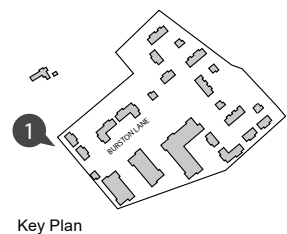




View 1 - Approach to the Village along The Avenue



CDM REGULATIONS 2015 All current drawings and specifications for the project must be read in conjunction with the Designer's Hazard and Environment Assessment Record. All intellectual property rights reserved

Drawn	MLH
Checked	MLH
Date	Feb-2021
Scale @ A3	N/A

Burston Garden Retirement Village
View 1 - Approach to the Village along
The Avenue

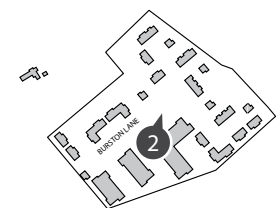
0653 00-SL-3D-A-50

For Planning

PRP



View 2 - View of the Village Green and Pond



Key Plan

CDM REGULATIONS 2015 All current drawings and specifications for the project must be read in conjunction with the Designer's Hazard and Environment Assessment Record. All intellectual property rights reserved

Drawn	MLH
Checked	MLH
Date	Feb-2021
Scale @ A3	N/A

Burston Garden Retirement Village

View 2 - View of the Village Green and Pond

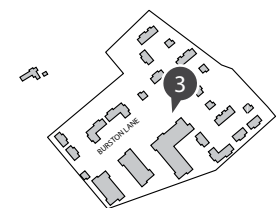
0653 00-SL-3D-A-51

For Planning

PRP



View 3 - View of the Clubhouse across the Village Green



Key Plan

CDM REGULATIONS 2015 All current drawings and specifications for the project must be read in conjunction with the Designer's Hazard and Environment Assessment Record. All intellectual property rights reserved

Drawn	MLH
Checked	MLH
Date	Feb-2021
Scale @ A3	N/A

Burston Garden Retirement Village
View 3 - View of the Clubhouse across the Village Green

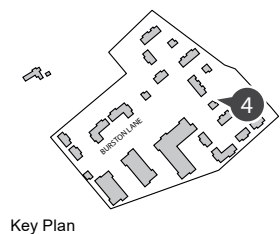
0653 00-SL-3D-A-52

For Planning

PRP



View 4 - Courtyard Productive Garden with Burston Manor in the distance



Key Plan

CDM REGULATIONS 2015 All current drawings and specifications for the project must be read in conjunction with the Designer's Hazard and Environment Assessment Record. All intellectual property rights reserved

Drawn	MLH
Checked	MLH
Date	Feb-2021
Scale @ A3	N/A

Burston Garden Retirement Village
View 4 - Courtyard Productive Garden with Burston Manor in the distance

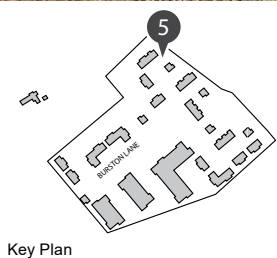
0653 00-SL-3D-A-53

For Planning

PRP



View 5 - Northern most point of Bridleway looking towards clubhouse with Birch Wood beyond



Key Plan

CDM REGULATIONS 2015 All current drawings and specifications for the project must be read in conjunction with the Designer's Hazard and Environment Assessment Record. All intellectual property rights reserved

Drawn	MLH
Checked	MLH
Date	Feb-2021
Scale @ A3	N/A

Burston Garden Retirement Village

View 5 - Northern most point of Bridleway looking towards clubhouse with Birch Wood beyond

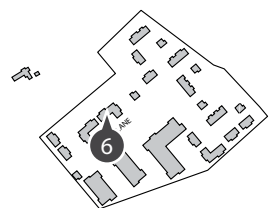
0653 00-SL-3D-A-54

For Planning

PRP



View 6 - Seasonal front garden of the Almshouse Cottages



Key Plan

CDM REGULATIONS 2015 All current drawings and specifications for the project must be read in conjunction with the Designer's Hazard and Environment Assessment Record. All intellectual property rights reserved

Drawn	MLH
Checked	MLH
Date	Feb-2021
Scale @ A3	N/A

Burston Garden Retirement Village
View 6 - Seasonal front garden of the Almshouse Cottages

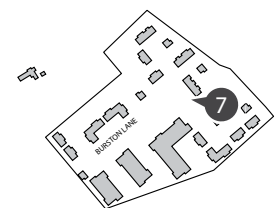
0653 00-SL-3D-A-55

For Planning

PRP



View 7 - View of the Village Green and interpretation board with Burston Manor beyond



Key Plan

CDM REGULATIONS 2015 All current drawings and specifications for the project must be read in conjunction with the Designer's Hazard and Environment Assessment Record. All intellectual property rights reserved

Drawn	MLH
Checked	MLH
Date	Feb-2021
Scale @ A3	N/A

Burston Garden Retirement Village

View 7 - View of the Village Green and interpretation board with Burston Manor beyond

0653 00-SL-3D-A-56

For Planning

PRP